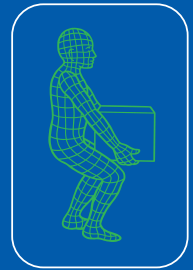
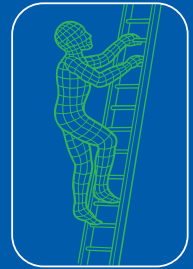
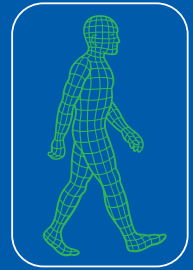


# Be Safe!

An Introductory Guide to Health and Safety



Learning+Skills Council

# Be Safe!

Each day, many people are injured at work. Some are permanently disabled – some even die.\* Don't let this happen to you.

This booklet will help you find out how to avoid accidents and ill health at work. It is only an introduction and you will need

to add other information related to your own occupation, course, programme and personal circumstances.

Always find out who your supervisor/tutor is.

They will tell you how to work safely and arrange training for each job you do. Ask if you feel unsure about how to carry out a task.

Avoid hazards where you work – to stay safe you must be risk aware.

The exercises enclosed with this booklet can be used to help you provide evidence if you are taking a health and safety qualification.

\*In 2003 – approximately 925 young people were injured and 5 killed on work based learning.



# Safety Policy and Risk Assessment

If your employers have five or more people working for them, they will have their own safety policy, which will state their organisation's commitment to health and safety.

It will spell out the procedures which are in place to ensure that you are working in safe conditions.

The organisation should also have produced an assessment of the risks to your health and safety. You should be told about the results of this assessment.

You may be given a leaflet or find copies of these documents on a noticeboard. Make sure you understand them. If in doubt, ask.

You are responsible too – be smart – think before you act.

**By law, you must not interfere with or misuse anything provided for safety.**


**Learn how to work safely and obey safety rules.**

**Use all equipment and protective clothing provided.**

**Report things that seem dangerous, damaged or faulty.**

**Only use tools, machinery or substances after you have been trained and given permission to do so.**

**Never play practical jokes – they can kill.**



# Tidiness and Hygiene

## Tidiness

Slips, trips and falls are still the major cause of accidents.

To help prevent them:

**Don't leave things lying around – keep work areas and gangways tidy and clear.**

**Clean up spills straight away.**

**Always close drawers.**

## Hygiene

Dirt and contact with chemicals, oil, etc. can make you ill and can cause unpleasant skin complaints.

Always:

**Wash your hands, using soap and water or a suitable cleanser, before you eat a meal and before and after using the toilets.**

**Dry your hands with the towels or dryers provided. Don't wipe them on rags or on your clothes.**

**If they are supplied, use barrier creams to protect your skin when doing dirty jobs. You may also need to put on a cream after washing when the job is finished.**

**Get medical advice about any skin complaints, rashes, blisters, ulcers etc, and follow any treatment recommended to you. Tell your supervisor about your medical problem immediately.**

**Be Safe!** ω



# Protective Equipment and Clothing

Protective equipment and clothing, such as ear defenders and eye protectors, dust masks, overalls, safety shoes or boots and helmets, are supplied to protect you.

## Wear them.

It may feel strange and you won't win any fashion contests but you'll have a better chance of keeping out of hospital.

Make sure you:

**Know how to put protective equipment on correctly and how to look after it. If in doubt, ASK.**

Ask your supervisor to replace anything that doesn't fit properly or any item that gets damaged or worn.



# Moving about the Workplace

Remember:

**Walk, don't run.**


Use the gangways provided and never take short cuts.

**Look out for and obey all warning notices and safety signs.**

You are only allowed to drive vehicles for which you have been properly trained and have passed any necessary test.

**Take particular care where vehicles like fork-lift trucks are operating.**

Never hitch a ride on any vehicle not designed to carry passengers.



# Lifting and Carrying

Back problems can cause a lot of pain, and may last a lifetime.

**Always use trolleys, wheelbarrows or other appropriate lifting equipment if these are available.**

You must be shown how to lift and carry items correctly.


Take care that you:

**Only lift or carry what you can easily manage.**


**Can see clearly where you are going.**

**Get help with anything that you think might be too heavy or awkward to manage on your own.**

**If in doubt, don't do it – ask for help!**



# Working at Heights



Falls, sometimes from quite low levels, can cause death or serious injuries. Following these rules can make you safer:

**Make sure you are shown the correct way to place a ladder.**

**Do not use a ladder with split, missing or loose rungs.**

**Always make sure that the ladder is placed in the way you have been shown and cannot slip. If you are unsure, have it checked.**

**Don't overstretch. Keep your body within the frame of the ladder. If necessary, come down and move the ladder to a more convenient position.**

**Always use ladders, scaffolding or lift buckets to reach high places.**

**Never ride in a crane bucket or on the forks of a fork-lift truck.**



# Safety around the Building

## Roofs

Roofs may be fragile or have loose tiles. Never go on a roof unless you have been trained to use the proper precautions. Tell the supervisor if you feel giddy, faint or unsafe when at heights.

## Electricity

Electricity can kill or cause severe burns. Treat it with respect.

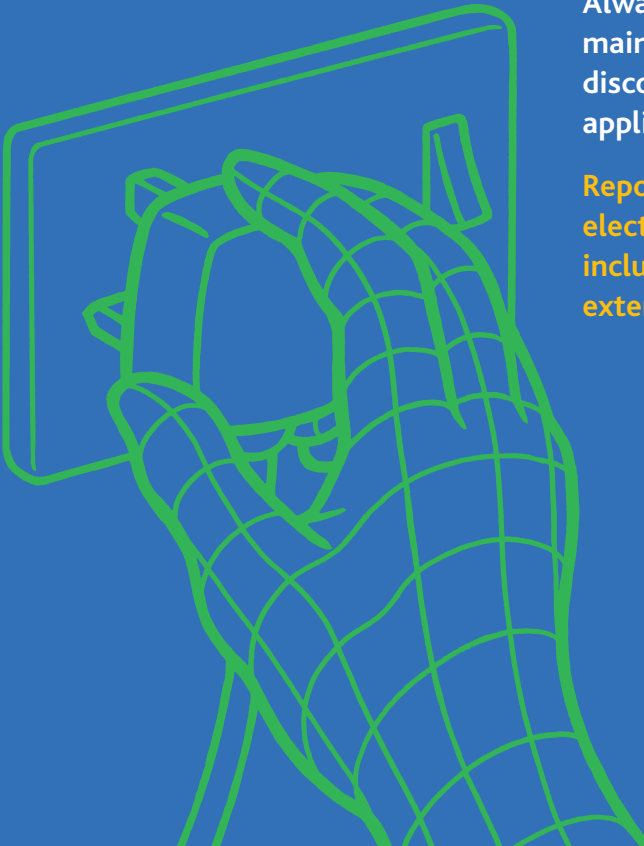
Make sure you:

**Understand the instructions before using any electrical equipment.**

**If you don't understand, ASK.**

**Always switch off at the mains before connecting or disconnecting any electrical appliance.**

**Report any damaged electrical tools or equipment, including cables and extension leads.**



# Machinery

Only operate a machine after you have been trained and given permission to use it. Follow exactly the safe way of using the machine, and use it only for the job it is intended to do. Do not take short cuts to save time.

Make sure that you know where all the controls are and what they do. When using any machine, know how to stop it in an emergency.

Safety guards are fitted to machines to protect you. They must be used.

If you think that any moving part could cause damage, ask your supervisor if there should be a guard.

Always follow the systems set up for adjusting or cleaning machines. Make sure that no one else can switch a machine on again while you are working on it.

**Don't wear dangling chains or loose clothing, which could get caught in moving parts.**

**Keep your hair tucked under a cap or tied back.**

**Do not distract other people who are using machinery.**

**Never use compressed air to clean machinery.**

**Tell your supervisor at once if you think a machine is not working correctly or is unsafe.**

# Hand Tools and Knives



Imagine how difficult life would be if you lost one of your fingers!

Ordinary, everyday things like hand tools and knives can be dangerous. You should be trained to use the correct knife or tool for the particular job.

**Never use worn or broken equipment.**

**Never misuse tools.**

**Clean equipment after use and store it correctly.**



# Working with Animals

## Animals can pass on serious or fatal diseases to humans.

Treat all living creatures – domestic and farm animals, birds and fish – with care and respect. Both male and female animals can cause death or injury. You can avoid accidents by taking the following precautions:

Be aware of circumstances – animals under stress, who are ill or who have young are more likely to be dangerous.

Follow instructions exactly.

Do not enter areas containing animals unless it is necessary.

Be careful with personal hygiene – always wash your hands after contact with animals.



# Hazardous Substances

There are regulations (COSHH) to protect you from hazardous substances used at work. Some of the substances are so common you may not realise how harmful they can be.

Remember:

**Follow the organisation's instructions – ask if you are unsure.**

Read all hazard warning signs and the instruction labels on containers. They should tell you if, for example, a substance is poisonous, easily set on fire, or can cause burns.

**Before you use a substance, find out what to do if it spills onto your skin or clothes.**

Overalls or protective clothing which are soaked or badly stained by hazardous substances must not be taken away.

**Do not transfer small quantities of any liquids or substances into unlabelled or wrongly labelled containers – this is dangerous for everyone.**

A dusty atmosphere can also damage your health – ask if there are any special precautions you need to take.



# Working with Computers

There is no evidence to suggest that Display Screen Equipment can cause you harm, provided that you:

**Are trained how to use the equipment.**

Adjust your chair correctly.

**Use a footrest and a document holder, if you need them.**

Make sure that you have regular breaks or change to other work away from the screen.



You must report any problems with your eyes or any aches and pains in your wrists, arms or neck to your supervisor.

Sometimes health problems can occur if you are carrying out repetitive tasks using computers.

Use this checklist to make sure you can work safely:

**Can you adjust the equipment or tools to suit your needs?**

Is the work environment, for example, heating, lighting, workspace, work position, suitable for you?

**Can you change activities/tasks at regular intervals to use different muscles?**

Can you adjust the pace or speed of the work you do?

**Have you been shown how to carry out the activities correctly?**

**Do you know who to talk to if you have any concerns about the tasks?**



# Fire

Do you know:

**What to do if there is a fire?**

How to raise the alarm?

**What the alarm sounds like?**

Where the fire exits are?

**Where the assembly point is?**

Don't take risks. If you don't know – ask.

**Know and understand the organisation's fire instructions.**

Keep away from flames or sparks when handling petrol or other flammable substances.

**Find out about the smoking policy and obey 'No Smoking' rules.**

**Do not create a fire hazard by throwing cigarette ends in corners or under benches.**

**Keep fire doors unlocked and free from obstruction.**





# First Aid

Make sure you know about first aid arrangements.

Get to know the names of the first aiders and where they can be found.

Report to your supervisors any injury or any ill effects you suffer.



# Personal Safety

Personal safety is also important. Learn to plan ahead and take practical precautions to keep yourself safe.

**Be aware – trust your intuition and try not to be influenced by peer pressure.**

**Be alert – If you are going out, find out how to get to your destination and tell someone where you are going and what time you expect to return.**

**Plan ahead – what will you do if you face violence – your aim should be to get away from the situation quickly. Remember it is not weak to walk away.**

**Always report incidents – it may help others in the future.**

Further useful information is available from the Suzy Lamplugh Trust on <http://www.suzylamplugh.org/products/g23.shtml>



# What Happens if I have an Accident or Contract an Industrial Disease?

If you have an accident or become ill as a result of your work, tell your school/college or training provider, who will inform the Learning and Skills Council.

The Department for Education and Skills operates an Industrial Injuries Scheme for non-employed status participants on some government-funded programmes.

**If you satisfy certain conditions, the Department for Education and Skills can make payments of Industrial Injuries benefits from the 15th week after your accident.**

**Payments are made at the same rates as the Industrial Injuries Scheme for employees.**

**You may still be entitled to benefit even if you are able to return to your programme.**

If you are unable to continue on your programme because you have had an accident or have contracted an industrial disease, you should first contact your local Jobcentre Plus office, as you may be able to claim other benefits immediately.

If you want to know more about the Industrial Injuries Scheme, ask your programme provider or telephone the Department for Education and Skills on the following freephone number:

**0800 590 395**

(The line is open Monday to Friday, 10.00 am.– 12 noon and 2.00 pm.– 4.00 pm).

# Other Useful Sources of Health and Safety Information

[www.lscdata.gov.uk/quality/health\\_and\\_safety/has\\_safe\\_learning.html](http://www.lscdata.gov.uk/quality/health_and_safety/has_safe_learning.html)

[www.dfes.gov.uk/readwriteplus/employer\\_toolkit](http://www.dfes.gov.uk/readwriteplus/employer_toolkit)

[www.young-worker.co.uk](http://www.young-worker.co.uk)

[www.hse.gov.uk/hsehome.htm](http://www.hse.gov.uk/hsehome.htm)

<http://europe.osha.eu.int/>

[www.safetynews.co.uk/](http://www.safetynews.co.uk/)

<http://socrates.berkeley.edu/~safejobs/>

[www.ohs.labor.net.au/youthsafe/](http://www.ohs.labor.net.au/youthsafe/)

[www.cdc.gov/niosh/adolespg.html](http://www.cdc.gov/niosh/adolespg.html)

[www.iosh.co.uk/index.cfm](http://www.iosh.co.uk/index.cfm)

[www.rospa.co.uk/CMS/](http://www.rospa.co.uk/CMS/)

[www.riddor.gov.uk](http://www.riddor.gov.uk)

Useful contacts:

Local Learning and Skills Council Tel No:

Jobcentre Plus Tel No:

Connexions Service Tel No:


Drugs/Substance Telephone Helpline:

Samaritans:

Smokers Quitline: 0800 002200

Health and Safety Executive InfoLine: 08701 545500

Other useful numbers:



Suggestions on improvements to this guide are welcome and can be made to the Learning and Skills Council National Office health and safety team on: **024 7682 3265**.

© LSC March 2004

**Published by the Learning and Skills Council.**

Extracts from this publication may be reproduced for non-commercial educational or training purposes on condition that the source is acknowledged and the findings are not misrepresented.


This publication is available in electronic form on the Learning and Skills Council website: [www.lsc.gov.uk](http://www.lsc.gov.uk)

**Publication enquiries:**

0870 900 6800

Reference: LSC/AA000/0912/04

Issued by:



# Notes

